



2026

NEW

Performance Parts 2026 Catalog

**ROCK YOUR
BLOCK**

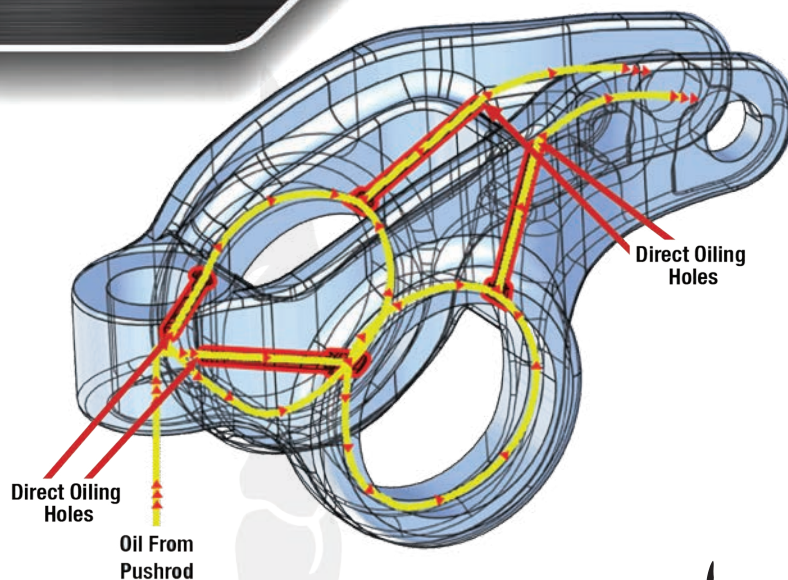
INNOVATION • DURABILITY • PRECISION • QUALITY

PRWPOWER.COM

951-436-7900

ROCKER ARMS

- Direct oiling system channels oil from the pushrod through the rocker body to the bearings for superior lubrication and durability
- 25% narrower nose roller with a precision-machined axle reduces valve-end weight and ensures smooth, consistent operation
- Fully adjustable design allows precise control of valve lash or lifter preload



ADJUST YOUR NUTS



ELITE SERIES

Modern Muscle, Fully-Adjustable Roller Tip Rocker Arms with Direct Oiling

APPLICATION	PART #
CHEVY LS1 / LS2, 4.8L-6.0L, 1997-Up	60375417
CHEVY L92 / LS3 / LS9, 6.0L, 6.2L, 1999-Up	60376417
FORD GODZILLA, 7.3L, 2020-Up	60445318




Fully-adjustable for ease of install

Upgraded oil-fed bearings & trunnions



NOSE ROLLER AXLE:
Precision-machined for
a tight-fit providing
smooth motion



Direct Oiling
Holes

25% narrower roller
reduces mass over
the valve for
additional RPM

ROCKER ARMS

ELITE SERIES

Stainless Steel Roller Tip Rocker Arms with Direct Oiling

APPLICATION	PART #
AMC 290-401, 1956-1991, 1.6 x 7/16"	62302716
CHEVY 262-400, 1955-1986, 1.5 x 3/8"	62350315
CHEVY 262-400, 1955-1986, 1.5 x 7/16"	62350715
CHEVY 262-400, 1955-1986, 1.6 x 3/8"	62350316
CHEVY 262-400, 1955-1986, 1.6 x 7/16"	62350716
CHEVY 265-400, 1955-1986, 1.5/1.6 x 3/8" Split Ratio	62350356
CHEVY 265-400, 1955-1986, 1.5/1.6 x 7/16" Split Ratio	62350756
CHEVY 265-400, 1955-1986, 1.65 x 3/8"	62350365
CHEVY 262-400, 1955-1986, 1.65 x 7/16"	62350765
CHEVY 396-454 & 348-409W, 1958-2000, 1.7 x 7/16"	62454717
CHEVY 396-454 & 348-409W, 1958-2000, 1.8 x 7/16"	62454718
CHEVY 396-454 & 348-409W, 1958-2000, 1.7/1.8 x 7/16" Split-Ratio	62454778
FORD 260-351W, 1962-2001, 1.6 x 3/8"	62302316
FORD 260-351W, 1962-2001, 1.6 x 7/16"	62302716
FORD 260-351W, 1962-2001, 1.6/1.7 x 3/8" Split Ratio	62302367
FORD 260-351W, 1962-2001, 1.6/1.7 x 7/16" Split Ratio	62302767
FORD 260-351W, 1962-2001, 1.7 x 3/8"	62302317
FORD 260-351W, 1962-2001, 1.7 x 7/16"	62302717
FORD 260-351W, 1962-2001, 1.8 x 7/16"	62302718
FORD 260-351W, 1962-2001, 1.7/1.8 x 7/16" Split Ratio	62302778
FORD Boss 302 / 351C / M400 / 429-460, 1968-1997, 1.73 x 7/16"	62460773
OLDS 260-351W, 1964-1990 1.6 x 7/16"	62302716
OLDS 350-455, 1964-1990 1.6 x 3/8"	62302316
PONT 265-455, 1958-1981, 1.52 x 7/16"	62455752
PONT 265-455, 1958-1981, 1.65 x 7/16"	62455765
PONT 265-455, 1958-1981, 1.52/1.65 x 7/16" Split Ratio	62455756

ROCKER ARMS

- Direct oiling from pushrod to bearings for superior lubrication
- Precision Roller Tip
- Captured needle bearings ensure strength and long-term reliability
- 25% narrower nose roller cuts valve-end weight for better performance



PRO SERIES Modern Muscle, Steel Upgrade Rocker Arms

APPLICATION	PART #
CHEVY LS1 / LS2, 4.8L-6.0L, 1997-Up	60375317
CHEVY L92 / LS3 / LS9, 6.0L, 6.2L, 1999-Up	60376317
FORD GODZILLA, 7.3L, 2020-Up	60445218



UPGRADED BEARINGS
FOR DURABILITY

- Improved tip geometry allows for higher lift
- Captured needle bearings ensure strength and long-term reliability
- Engineered to handle up to 650 LBS Open Spring Pressure

SPORTSMAN SERIES

Modern Muscle, Steel Upgrade Rocker Arms

APPLICATION	PART #
CHEVY LS1 / LS2, 4.8L-6.0L, 1997-Up	60375217
CHEVY L92 / LS3 / LS9, 6.0L, 6.2L, 1999-Up	60376217
FORD GODZILLA, 7.3L, 2020-Up	60445118



Poly Locks for Rockers

APPLICATION	PART #
3/8", 12 PT, .550" OD Shank, Set of 16—NEW FOR 2026	1200123
7/16", 12 PT, .600" OD Shank with .550 Undercut, Set of 16—NEW FOR 2026	1200127

ROCKER ARMS



- Integrated deflector shield directs vital oil flow to the pivot ball for enhanced lubrication
- Precision-machined nose roller axle delivers smooth, consistent rocker arm operation
- Engineered to handle up to 380 lbs of open spring pressure for dependable high-performance use

SPORTSMAN SERIES Roller Tip Stud Mounted Rocker Arms

APPLICATION	PART #
AMC 290-401, 1956-1991, 1.6 x 3/8"	68302316
CHEVY 262-400, 1955-1986, 1.5 x 3/8"	68350315
CHEVY 262-400, 1955-1986, 1.5 x 7/16"	68350715
CHEVY 262-400, 1955-1986, 1.6 x 3/8"	68350316
CHEVY 262-400, 1955-1986, 1.6 x 7/16"	68350716
CHEVY 262-400, 1955-1986, 1.5/1.6 x 3/8", Split Ratio	68350356
CHEVY 262-400, 1955-1986, 1.5/1.6 x 7/16", Split Ratio	68350756
CHEVY 262-400, 1987-2000, 1.5 x 3/8", Self-align	68327315
CHEVY 262-400, 1987-2000, 1.6 x 3/8", Self-align	68327316
CHEVY 262-400, 1987-2000, 1.5/1.6 x 3/8", Self-align, Split Ratio	68327356
CHEVY 396-454, 1966-2000, 1.7 x 7/16"	68454717
CHEVY Corvair Flat Six Cylinder, 1959-1969, 1.6 x 3/8", Set of 12	6816412
FORD 289-351W, 1962-2001, 1.6 x 3/8", Self-align	68289316
FORD 289-351W, 1962-2001, 1.6 x 3/8"	68302316
FORD 289-351W, 1962-2001, 1.7 x 3/8"	68302317
FORD Boss 302 / 351C / M400 / 429-460, 1968-1997, 1.7 x 7/16"	68460717
OLDS V8, 1964-1980, 1.6 x 3/8"	68455316
PONT 265-455, 1958-1981, 1.52 x 7/16"	68455752
PONT 265-455, 1958-1981, 1.65 x 7/16"	68455765
PONT 301-455, 1958-1981, 1.52/1.65 x 7/16" Split Ratio	68455756

ROCKER ARMS

- Rated Up to 850 LBS Open Spring Pressure
- Direct oiling from pushrod to bearings for superior lubrication
- Precision Roller Tip
- Comes with CHE Bushings, Shafts and Clips



ELITE SERIES Shaft Rocker System

APPLICATION	PART #
CHEVY LS, 4.8L-6.2L, Cathedral Port, CHE Bronze Bushing, FULLY Adjustable, Roller Tip, 1.7 Ratio— COMING SOON!	38346417
CHEVY LS, 6.2L, Square Port Factory Style Heads, CHE Bronze Bushing, FULLY Adjustable, Roller Tip, 1.7 Ratio— COMING SOON!	38364417
CHEVY LS, 6.2L, Square Port Trick Flow Heads, CHE Bronze Bushing, FULLY Adjustable, Roller Tip, 1.7 Ratio— COMING SOON!	38376417



PRO SERIES Shaft Rocker System

APPLICATION	PART #
CHEVY LS, 4.8L-6.2L, Cathedral Port, CHE Bronze Bushing, NON Adjustable, Roller Tip, 1.7 Ratio— COMING SOON!	37346317
CHEVY LS, 6.2L, Square Port Factory Style Heads, CHE Bronze Bushing, NON Adjustable, Roller Tip, 1.7 Ratio— COMING SOON!	37364317
CHEVY LS, 6.2L, Square Port Trick Flow and Similar Design Cylinder Heads, CHE Bronze Bushing, NON Adjustable, Roller Tip, 1.7 Ratio— COMING SOON!	37376317



- Rated up to 650 LBS Open Spring Pressure
- 8620 Alloy Steel Design
- Hardened Shaft to Reduce Deflection



SPORTSMAN SERIES Shaft Rocker System

APPLICATION	PART #
MOPAR Gen III HEMI, 5.7L, 6.1L, 6.4L, 2003-Up, 1.6 Ratio, COMPLETE KIT	3234513
MOPAR Gen III HEMI, 5.7L, 6.1L, 6.4L, 2003-Up, 1.65 Ratio, ROCKERS ONLY	3234511

ENGINE TEST STANDS & ACC



The PRW Power Engine Test Stand is a fully accessorized solution designed for performance, convenience, and versatility. Equipped with precision gauges, a durable radiator, 16" cooling fan with shroud, fuel cell, and battery tray, this stand provides everything needed for efficient engine setup and testing. The rotating gauge panel allows clear viewing from any position, while the integrated throttle lever and multiple threaded accessory holes make customization effortless. A rotating engine plate adds to its versatility, enabling complete assembly and testing on the same stand—making it the ultimate all-in-one engine testing platform.



- Adjustable from 48" to 58" in Length
- Includes Short Block Adapter
- Unit Fully Accessorized
- Can handle engines weight up to 2000lbs
- Can run with or without a transmission

Engine Test Stands & Acc

DESCRIPTION	PART #
Adjustable from 48" to 58" in Length, Includes Short Block Adapter, Fully Accessorized, 1 Each	13485817

ROTATING GAUGE PANEL




ENGINE TEST STANDS & ACC




**THROTTLE LEVER CAN BE MOUNTED
ON EITHER SIDE**



ROTATING ENGINE PLATE



TRANSMISSION BASE PLATE





ENCLOSED FAN SHROUD FOR 2000 CFM FAN



REMOVABLE TOOL/LAPTOP TRAY

ENGINE TEST STANDS & ACC



**RATED AT
200,000 PSI**



Sport Compact Cylinder Head Stud

APPLICATION	PART #
HONDA B18C1, 1994-2001, Includes 12 PT Nuts and Washers— NEW FOR 2026	1011010
HONDA D16A 1986-2007, D16ZM10 1992-1996, Includes 12 PT Nuts and Washers— NEW FOR 2026	1009710
HONDA D16Y, 1983-2005, Includes 12 PT Nuts and Washers— NEW FOR 2026	1009720
HONDA H22A4, 1997-2001, Includes 12 PT Nuts and Washers— NEW FOR 2026	1013410
HONDA H23A, 1996-2002, Includes 12 PT Nuts and Washers— NEW FOR 2026	1014010
MITSUBISHI 4G63, 1994-Up, 7 Bolt Block, 11mm Wrench Size, Includes 12 PT Nuts and Washers— NEW FOR 2026	1012111
MITSUBISHI 4G63, Pre-1993, 6 Bolt Block, 12mm Wrench Size, Includes 12 PT Nuts and Washers— NEW FOR 2026	1012112
NISSAN SR20DE, 1991-2001, Includes 12 PT Nuts and Washer— NEW FOR 2026	1012210
SUBARU EJ Series, 2002-2021, Includes 12 PT Nuts and Washers— NEW FOR 2026	1015010
TOYOTA Supra 7M GTE, 1986-1992, Includes 12 PT Nuts and Washers— NEW FOR 2026	1018310

Main Cap Stud Kit

APPLICATION	PART #
FORD POWERSTROKE 7.3L, 1994-2003, Includes 12 PT Nuts and Washers— COMING SOON!	1044500



- Made from 8740 Chromoly for Wear Resistance
- Cold Forged and Heat Treated
- Centerless Ground to Assure Straightness
- 12-Point Nuts for Increased Wrenching Surface

Cylinder Head Bolt Kits

APPLICATION	PART #
FORD GODZILLA 7.3L, 2020-Up, Includes 12 PT Bolts and Washers— COMING SOON!	1044520
MOPAR GEN III HEMI 5.7L, 6.1L, Includes 12 PT Bolts and Washers— COMING SOON!	1034530

Harmonic Balancer Bolts

APPLICATION	PART #
CUMMINS 5.9L 12v/24v, 1989-2007, 12 PT, 15mm Wrench Size, Set of 4— COMING SOON!	1042359
CUMMINS 6.7L, 2007.5 & Up, 12 PT, 15mm Wrench Size, Set of 4— COMING SOON!	1042408
DURAMAX 6.6 L5P, 2020-2025, 12 PT, 36mm Wrench Size, 1 Each— NEW FOR 2026	1042403
FORD POWERSTROKE 6.7L, 2011-2021, 12 PT, 18mm Wrench Size, Set of 4	1040604
SUBARU 2.5L, 1999-2021, 12 PT, 22mm Wrench Size, 1 Each— COMING SOON!	1042150

LS Header Bolts

APPLICATION	PART #
CHEVY LS, 4.8, 5.3, 5.7, 30mm UHL, 3/8" Wrench Size, Set of 12	1011902

FLEX PLATES



- SFI 29.2 certified and tested to 12,500 RPM for proven race-level performance
- Rated to handle up to 3,500 horsepower with precision-balanced construction
- Billet Steel 1 Piece for Ultimate Strength

UP TO 3,500 HP!



ELITE SERIES Billet Flexplate

APPLICATION	PART #	BALANCE	TOOTH COUNT	TRANSMISSIONS	BOLTS
CHEVY Small Block with 1 pc rear main seal, 1986-1997	2226237	Neutral	168	TH350, TH400, 700R4, 4L60, 4L80, 6L80	1003902

ELITE SERIES Billet Steel Diesel Flexplate

APPLICATION	PART #	BALANCE	TOOTH COUNT	TRANSMISSIONS	BOLTS
DURAMAX 6.6L L5P, 2017-2023 — COMING SOON!	2240371	External	116	Allison 1000, 10L1000	1040308

FLEX PLATES



- SFI 29.1 certified and tested to 12,500 RPM for proven high-performance reliability
- Rated up to 1,500 horsepower with heavy-duty construction for demanding applications
- Double-welded ring gear and up to 35% thicker than OE for maximum strength and durability.

PRO SERIES Black Flexplate

APPLICATION	PART #	BALANCE	TOOTH COUNT	TRANSMISSIONS	BOLTS
CHEVY Small Block, with 1 pc Rear Main Seal, Solid Plate Design— COMING SOON!	2026271	Internal	168	TH350, TH400, 700R4, 4L60, 4L80	1003902
CHEVY Small Block, with 1 pc Rear Main Seal, Solid Plate Design, Includes Weight— COMING SOON!	2026273	External	168	TH350, TH400, 700R4, 4L60, 4L80	1003902
MOPAR Gen III HEMI, 8 Bolt Crank	2039275	Internal	130	TH350, Powerglide	1034508



PRECISION-BALANCED, FEATURING LASER ENGRAVING AND DOUBLE WELDED RING GEARS FOR ADDED ROBUSTNESS

FLUID DAMPERS

- SFI 18.1 Certified Tested to 12,500 RPM
- Fluid Gel Silicone Damping Increases Mass to Reduce Crankshaft Flex and Improve Stability
- Protects Across the Full RPM Range
- Controls Harmful Engine Harmonics from Performance Upgrades
- Reduces Wear and Risk of Crankshaft Failure



ELITE SERIES Diesel Fluid Dampers

APPLICATION	DAMPER #	HEADER BOLT
CUMMINS 5.9 12V, 1989-1998, 9.75" OD— COMING SOON!	2535900	1042359
CUMMINS 5.9 24V, 1998.5-2002, 9.75" OD— COMING SOON!	2535901	1042359
DURAMAX 6.6 LLY/LB7, 2001-2005, 8.375" OD— COMING SOON!	2540301	1042403
DURAMAX 6.6 LBZ/LMM, 2006-2010, 8.375" OD— COMING SOON!	2540302	1042403
DURAMAX 6.6 L5P, 2017-2019, 8.375" OD, with Pulley— COMING SOON!	2540304	1042403
DURAMAX 6.6 L5P, 2020-2025, 8.375" OD— COMING SOON!	2540305	1042403

OIL PUMP DRIVE RODS

- CNC chromoly construction for strength and accuracy
- Melonized gear suits billet and cast cams
- Supports high-volume oil pumps, preventing shaft failure



Distributor Gears

APPLICATION	PART #
BB MOPAR 383-440, Wedge & HEMI with Aftermarket Oil Pumps, Milodon Oil Pump 21815, OAL 8.187"— COMING SOON!	70440513
BB MOPAR 383-440, Wedge & HEMI with Stock Oil Pump, OAL 7.875"— COMING SOON!	70440515
MOPAR SB 340-360, OAL 8.187"— COMING SOON!	70360515

APPAREL



Carburetor

Power By Design

Badass Rocker Arms

Branded Checkered Flag



PRW Hood Scoop



Bad Ass P&P Skull Head



Classic Cars

PRW Shirts

DESCRIPTION	PART #		
PRW Power by Design Shirt	9906200-XSM	9906200-XL	9906200-4XL
	9906200-SM	9906200-2XL	9906200-5XL
	9906200-MD	9906200-3XL	9906200-6XL
	9906200-LG		
Badass Rocker Arms Shirt	9906201-XSM	9906201-XL	9906201-4XL
	9906201-SM	9906201-2XL	9906201-5XL
	9906201-MD	9906201-3XL	9906201-6XL
	9906201-LG		
PRW Branded Checkered Flag Shirt	9906202-XSM	9906202-LG	9906202-2XL
	9906202-SM	9906202-XL	9906202-3XL
	9906202-MD		
Carburetor Shirt	9906203-XSM	9906203-XL	9906203-4XL
	9906203-SM	9906203-2XL	9906203-5XL
	9906203-MD	9906203-3XL	9906203-6XL
	9906203-LG		
PRW PRW Hood Scoop Shirt	9906204-XSM	9906204-XL	9906204-4XL
	9906204-SM	9906204-2XL	9906204-5XL
	9906204-MD	9906204-3XL	9906204-6XL
	9906204-LG		
Bad Ass P&P Skull Head Shirt	9906205-XSM	9906205-LG	9906205-3XL
	9906205-SM	9906205-XL	9906205-4XL
	9906205-MD	9906205-2XL	
Classic Cars Shirt	9906206-XSM	9906206-XL	9906206-4XL
	9906206-SM	9906206-2XL	9906206-5XL
	9906206-MD	9906206-3XL	9906206-6XL
	9906206-LG		



At PRW, we don't just make parts—we engineer performance. Our commitment to **INNOVATION** drives us to develop cutting-edge solutions that elevate your engine's potential. Built with **DURABILITY** at the forefront, our products are made to last through the toughest conditions. **PRECISION** is in our DNA, ensuring every part fits flawlessly and operates at peak efficiency. Experience uncompromising **QUALITY** in every PRW component. Whether you're on the track or building the ultimate street machine, trust in the power of PRW to deliver performance you can count on.

We're not here to just participate, we're here to be Bad Ass and deliver Bad Ass performance parts to You.

We are now



PRW POWER



Toll Free: (888) 377-9779

Local: (951) 436-7900

info@prwpower.com

© 2026 PRW POWER

INNOVATION • DURABILITY • PRECISION • QUALITY

PRWPOWER.COM 951-436-7900